




Double Bevel Paving



Double Bevel Paving, durability with sophistication

PANDA


Double Bevel Paving

General application	Thickness availability	Length X Width (mm)	No. Blocks p/m ²	Colour Availability	Strength (Mpa)	Class
 <p>Domestic driveways, municipal parking, pedestrian pavements, parkways, commercial developments, petrol station forecourts.</p>	55mm	200 x 100mm	50/m ²	Multi, Red, Grey, Brown, Black & Tan	25Mpa	30/2.0


30/2.0 is indicative of compressive strength of 30 Mpa and tensile splitting strength of 2.0 Mpa. Panda reserves the rights to amend the above specifications without notice. The photographs in the brochure do not necessarily reflect actual product colour.

Laying pattern


Herringbone



Basket Weave



Stretcher Bond



BOS 29 – Certified

Manufacturing Plants:

Francistown: Tel: +267-244 2106/7/8
 Fax: +267-244 2109/10
 email: sales@panda.co.bw
 P/Bag F36, Farm NQ 26
 Monarch, Francistown
 GPS: 21°07'11"S, 27°29'53"E

Gaborone: Tel: +267-350 0838
 Fax: +267-350 0839
 email: sales@panda.co.bw
 P/Bag 115, Plot 20605,
 Broadhurts Industrial, Gaborone
 GPS: 24°37'04"S, 25°55'11"E



Head Office: P/Bag F36, Farm NQ 26
 Monarch, Francistown
 Botswana
 Tel: +267-244 2106/7/8
 Fax: +267-244 2109/10
 Email: sales@panda.co.bw
 Website: www.panda.co.bw